



*Give
where
You
Live*

The Community Foundation
of the Bega Valley Region
www.mumbulla.org.au

ANNUAL REPORT

2019 - 2020



Mumbulla Foundation – a company limited by guarantee

Mumbulla Foundation ABN 75 094 731 601

Mumbulla Foundation Trust ABN 72 199 314 980

NSW Fair Trading Fundraising Licence No 17920

Registered with Australian Charities & Not-for-Profit Commission

Mumbulla Foundation – The Community Foundation of the Bega Valley

Like to support us? Go to <https://mumbulla.org.au/membership-donations/donation-form/>

Contents

We are the Bega Valley	3
Chairman's Report	4
Board Members	6
Our Key Partner - Bega Valley Shire Council	8
2019 - 2020 Funding Program	9
Annual Grants Program	9
Educational Support	10
University of Wollongong Scholarships	10
Foundation for Rural & Regional Renewal (FRRR) Back to School Program	11
School Book Prizes	11
Total Grant Funding for 2019-20	11
Annual Audited Financial Accounts	12
Appendices – Data about the Community we support	15
Key Statistics	15
Age Structure	15
Changes in Age Structure	16
Volunteering	17
Household Incomes	17
Change in Household Incomes	18
Worker Age Distribution	18
Index of Relative Socio-economic Disadvantage, 2016	19
School Profiles	20
Grants Profile 2000 - 2019	21
Grants by Year	21
Grant Numbers by Type by Year	22
Grants by Type by Year	23
Grants by Location of Grant Recipient	24
Grants by Community Sector	25
Contact Us	26

Mumbulla Foundation – The Community Foundation of the Bega Valley

Like to support us? Go to <https://mumbulla.org.au/membership-donations/donation-form/>

We are the Bega Valley



Overview

Population: 34,476

Growth per annum: 1.24 per cent (over 10 years)

Area: 6,040 square kilometres (3,753 square miles)

78 per cent national park or state forest

2,000 ha of Council owned or managed public reserve

22 per cent rateable land

Towns: Bega, Merimbula, Pambula, Eden, Tathra, Bermagui

Villages: Bemboka, Cobargo, Candelo, Wyndham, Quaama, Wolumla, Pambula Beach

Coastline: 225 km (139.8 miles)

101 ocean beaches

26 estuaries

Employment: 10,871

Unemployment: 4.7 per cent (pre COVID-19)

Businesses: 2,862

Largest employer: Retail trade (1,942)

Largest industry:

by value added: Manufacturing (A\$143 million)

by output: Manufacturing (A\$702 million)

Home ownership/mortgage: 69.9 per cent

English speaking only: 82.8 per cent

Bachelor or higher degree: 10.6 per cent

Median Annual Personal Income **\$27,976**

% of Australian median Income **81.3%**

Median Annual Family Income **\$64,584**

% of Australian median Income **71.6%**

Median Annual Household Income **\$51,272**

% of Australian median Income **68.6%**

Mumbulla Foundation acknowledges the original inhabitants of the lands and waters of the area we know as the Bega Valley Shire – the people of the Yuin Nation – and we pay our respects to their elders past, present, emerging and future.

Mumbulla Foundation – The Community Foundation of the Bega Valley

Like to support us? Go to <https://mumbulla.org.au/membership-donations/donation-form/>

Chairman's Report

The 2019-2020 financial year was a significant challenge for all of us; Mumbulla Foundation was no exception.

Our greatest challenge has been, and continues to be, how we survive financially into the future. Given the pressures on our community over the last few years – the Tathra fires in March 2018, followed by the continuing drought through 2019, the catastrophic fires of January 2020 followed immediately by COVID-19 pandemic and its effect on our local economy and employment – Mumbulla Foundation took the view that it was inappropriate to launch any public fundraising campaigns in our community.

However, this is now leading us into a difficult position financially. Mumbulla Foundation was able to meet its funding commitments in this reporting period and will be able to meet its funding commitments in the 2020-2021 financial year, but beyond that is currently problematic.

On a positive note, at the time of writing (November 2020) significant work is underway to identify and implement significant new engagement strategies (both financial and non-financial) to allow Mumbulla Foundation to continue and expand its role in supporting the Bega Valley Community.

We have continued to enjoy the support of a small number of private benefactors and we continue to enjoy a strong partnership with our major supporter, Bega Valley Shire Council.

Mumbulla Foundation was able to continue its key programs in 2019 – 2020. Details are included later in this report.

- 2019 Community Grants Program - \$51,941 (supported by a \$25,000 grant from Bega Valley Shire Council)
- 2019 partnership with Foundation for Rural & Regional Renewal (FRRR) Back to School Program - \$
- 2019 University of Wollongong Bega Campus Undergraduate (five) and postgraduate (one) scholarships - \$6,000
- 2019 Annual Mumbulla Foundation School Book Prizes - \$1,100

Mumbulla Foundation has enjoyed a long partnership with FRRR in the Back to School program; it provides vouchers (\$50 each, redeemable at Target Bega) to families in need to purchase school related equipment and supplies to support children's education. In early 2020, FRRR contacted Mumbulla Foundation, offering access to an additional funding package targeted at bushfire impacted communities. FRRR contributed an additional \$10,000 (200 vouchers) that we were then able to distribute through our school network.

The Mumbulla Foundation Board continued to go through a cycle of refresh. Our Board Members all donate their time generously, without any remuneration. Mumbulla Foundation operates on a completely voluntary basis.

Mumbulla Foundation is registered with the Australian Charities and Not-for Profit Commission (ACNC) and Deductible Gift Recipient (DGR) status, allowing us to receive fully tax-deductible donations.

Mumbulla Foundation – The Community Foundation of the Bega Valley

Like to support us? Go to <https://mumbulla.org.au/membership-donations/donation-form/>

The future for Mumbulla Foundation is challenging but positive. In October 2020, Mumbulla Foundation quietly celebrated twenty years supporting the Bega Valley Community, one of the oldest community philanthropy organisations in Australia. Mumbulla Foundation is now a member of Australian Community Philanthropy – the peak body for community philanthropy organisations in Australia. This membership is giving us access to a huge network of experience and success in community philanthropy, helping us to shape our future.

We look forward to continuing our strong relationship with Bega Valley Shire Council, with University of Wollongong Bega Campus, with the Foundation for Rural and Regional Renewal, with existing and emerging private benefactors and with our wonderful community in the Bega Valley.



Michael Pryke
Chair
Mumbulla Foundation
November 20th, 2020

Mumbulla Foundation – The Community Foundation of the Bega Valley

Like to support us? Go to <https://mumbulla.org.au/membership-donations/donation-form/>

Board Members

Mumbulla Foundation is governed by a local Board of Directors who give their time on an entirely voluntary basis.

Michael Pryke - Chair

Michael joined the Board in early 2017 and took over as Chair in 2018. Michael is a retired executive from the health and IT industries. Michael and his wife moved to the Bega Valley in 2015 from Sydney. Michael sits on the Board of Southern Cross Housing, the community housing provider of the Shoalhaven, Eurobodalla, Bega Valley and Snowy Monaro Local Government Areas, and on the Audit, Risk and Improvement Committee of Bega Valley Shire Council.

Olwen Morris

Olwen came to Tura Beach in 1999 believing she was going to enjoy a peaceful retirement. However, she soon found herself volunteering for many of the numerous community organisations in the Bega Valley Shire. Over the years she has been President of Merimbula-Imlay Historical Society and the Sapphire Coast Music Society, sung in three local choirs, and been Chair of the Mumbulla Foundation board. Today she remains as a director of the Mumbulla Foundation board and is also a member of Social Justice Advocates of the Sapphire Coast. In recognition of her outstanding contribution to community service, Bega Valley Shire Council awarded Olwen the Community Service Award in 2017.

After many years of dedication and commitment to Mumbulla Foundation, Olwen has decided to step down from the Board at the 2020 AGM.

Ian Battersby

Ian joined the Mumbulla Foundation board in 2019. After retiring from a 40-year career with ABC-TV in Melbourne, Ian moved to Merimbula in 2005.

Ian has been involved in Community projects such as Spectrum Theatre, Merimbula Jazz Festival and the Merimbula-Imlay Historical Society. His sound engineering experience has enabled him to make high quality sound recordings of bands at the Merimbula Jazz Festival, plus performances of professional groups presented by Zephyrs Jazz at the Windsong Pavilion near Bermagui.

In 2015 Ian was presented with a Community Service Medal by Bega Valley Shire Council for the technical assistance given to many local elderly people.

Christine Welsh

Christine is former public servant specialising in policy and project management who transitioned to completing a Masters in Dispute Resolution and creating her own business specialising in conflict resolution, training, job redesign, human resources management, and policy development. After retiring and moving to the South Coast from Sydney, she now works harder than ever, but in volunteer roles. She created a local branch of OzHarvest; was a member of the project team to set up Pearls Place, and with the support of her husband and many other people, established the Sapphire Community Pantry.

Mumbulla Foundation – The Community Foundation of the Bega Valley

Like to support us? Go to <https://mumbulla.org.au/membership-donations/donation-form/>

Cayce Hill

Cayce is an experiential engineer specialising in social impact initiatives that bring people together both in the flesh & online. She is the Managing Director at Funhouse Studio, a creative youth agency & social enterprise established for the purpose of supporting clients with youth branding needs, as well as young innovators working in regional NSW. She is also the Founder of the Funhouse, a co-working, arts, entertainment, and business incubation venue in Bega, NSW. Cayce is passionate about technology and committed to building a more intuitive, innovative, and sustainable legacy for the planet. She has a BA in Philosophy from Carleton College

Nisha Boyce

In 2017, Nisha completed a Bachelor of Arts (Honours) through the University of Wollongong in Bega. Her Honours research focused on the community-based collaboration process between Indigenous writers and non-Indigenous editors and publishers.

Nisha now tutors for the School of The Arts, English and Media at the UOW Bega Campus.

As an undergraduate student, Nisha was a proud recipient of a Mumbulla Foundation scholarship which offered valuable financial support for her studies. As a Board Member, she is honoured to now be involved in the Foundation's grant and scholarship process, offering support to other local students and inspirational community members and projects.

Lynne Koerbin OAM

Lynne moved to Merimbula with her family in the mid 90's and absolutely loves the Bega Valley. With a background in Occupational Therapy, she initially worked in community health and for the past 16 years has worked with people with a disability, strongly advocating from a rights-based perspective for inclusion and equity of opportunity. She is dedicated to the principle of "do good in the world" and has been an active volunteer in the community she loves – umpiring and coaching hockey, working to build permanent classrooms and a hall at Merimbula Primary School, leading the project to build carers accommodation at South East Regional Hospital and various projects with Rotary, such as a visit to Timor Leste in 2012 to help distribute malaria nets. In 2018 Lynne was awarded an OAM for services to the community which she considers a tremendous honour.

Jo Dodds – Bega Valley Shire Council Representative

Since moving to the Bega Valley in 2000, Councillor Jo Dodds has worked in community services ranging from Southern Women's Housing to Far South Coast Family Support Service, and Tulgeen. Along with being a Shire Councillor Jo is an Official Visitor with the Ministry of Health, working to support and advocate for the rights of people experiencing mental illness.

She has been an active supporter of many local community groups and causes, and is now a vocal advocate for urgent action on climate change, touring the country to speak at public events about the need for better policy and a swift transition to renewable energy. Jo also advocates for the preservation of natural and built heritage in the Bega Valley Shire.

An enthusiastic supporter of regional arts and culture, in her spare time Jo writes prose and occasional poetry.

Mumbulla Foundation – The Community Foundation of the Bega Valley

Like to support us? Go to <https://mumbulla.org.au/membership-donations/donation-form/>

Board Attendance

		Actual Attendance	Possible Attendance
Michael Pryke	Chair	8	9
Olwen Morris	Director	8	9
Ian Battersby	Director	8	9
Cayce Hill	Director	8	9
Christine Welsh	Director	6	9
Lynne Koerbin	Director	3	7
Nisha Boyce	Director	3	4

Our Key Partner - Bega Valley Shire Council



Since 2003, Bega Valley Shire Council has been the key partner and supporter of Mumbulla Foundation. The generous support of Bega Valley Shire Council, both financially and through providing us with access to and support from key staff members, has allowed Mumbulla Foundation to continue supporting our community.

Mumbulla Foundation would particularly thank:

- Cr Russell Fitzpatrick, Mayor, and his fellow Councillors
- Leanne Barnes, General Manager
- Alice Howe, Director Community, Environment & Planning, and her Community Teams

Mumbulla Foundation – The Community Foundation of the Bega Valley

Like to support us? Go to <https://mumbulla.org.au/membership-donations/donation-form/>

2019 - 2020 Funding Program

Annual Grants Program

Mumbulla Foundation awarded seventeen grants in 2019, to a total value of \$51,941.

As in previous years, total value of grant applications exceeded \$150,000, requiring the Grants Committee to make difficult choices about which projects to support. We try to achieve a balance across community sectors and community locations.

The grants were spread across many sectors in our community, across many different geographic regions.

The projects supported by Mumbulla Foundation grants were all conceived and submitted in 2019, with grants being awarded in December 2019.

However, the catastrophic January fires, followed by the COVID-19 pandemic, have significantly impacted on the ability of many of our grant recipients to complete their projects in the timeframes planned.

In consultation, Mumbulla Foundation was happy to grant extensions (in some cases into 2021) for projects to be completed. In one instance, the grant was returned as the recipient organisation choose to disband.

Organisation	Project Description	Location	TOTAL	Comment
Eden Game Development Centre Auspiced by Eden Community Access Centre	Additional technologies to enhance game development and youth engagement	Eden	\$2,000	Complete Acquittal received
Merrimans LALC and Australian Red Cross	Empowering Ngaadi Daughters Project	Wallaga Lake	\$1,000	Deferral approved due to Covid-19 impacts on gatherings
Bega Littleton Sister City Exchange	Production of eBook scanning of existing hard copy documents	Bega	\$1,875	In progress, timeline impacted by Covid-19
Burragate Rural FS	Blinds for fire shed	Burragate	\$471	Complete Acquittal received
Lumen Christi College	Plastic recycling equipment demonstration unit	Pambula	\$2,000	In progress - waiting on part from overseas.
Bega Valley Genealogy	Computer hard drives for backup	Bega	\$400	Complete Acquittal received
Cobargo School of Arts	PA System	Cobargo	\$2,000	Deferral approved; delayed due to fire impacts

Mumbulla Foundation – The Community Foundation of the Bega Valley

Like to support us? Go to <https://mumbulla.org.au/membership-donations/donation-form/>

Pambula Wetlands & Heritage Project	Water tank for rainwater capture	Pambula	\$1,000	Deferral approved Covid-19 impacting ability to organise working group to install
Funhouse Auspiced by South East Arts	Support KUNDA recording	Bega/Bermagui	\$1,375	Deferred - approval granted to change expenditure from a recording to purchase of equipment
Tathra Public School P&C	Year 6 Leadership Camp	Tathra	\$1,000	In progress
Eden Access Centre	Computers to improve clients' access to online services	Eden	\$7,050	Complete Acquittal received
Teen Clinic	Business Development & Training Software	Bega	\$5,950	Complete Acquittal received
Bega Valley Public School	Play Space	Bega	\$9,000	Complete Acquittal received
Playability Inc	"Brains = Behaviours" Workshop	Pambula	\$4,000	Complete Acquittal received
Merriman's LALC	Djurwali-ngai cultural exchange program	Wallaga Lake / Eden	\$6,000	Deferral approved due to Covid-19 impacts on gatherings
Writers of the Far South Coast	Book Publishing "When I was your age..."	Merimbula	\$2,970	Cancelled. Majority of funds returned. Group disbanded
South East Arts (NSW)	"Marketing Your Museum"	Bega	\$3,850	Deferred - moving to online model rather than face to face training; scheduled for early 2021
		TOTAL	\$51,941	

Educational Support

University of Wollongong Scholarships

Mumbulla Foundation has been supporting students at University of Wollongong Bega Campus since 2011. Again in 2019, Mumbulla Foundation was able to offer five undergraduate and one postgraduate scholarship to our local students.

Undergraduate Scholarship recipients in 2019 were:

Claudia Mitchell – Bachelor of Nursing

Sarah Buckle – Bachelor of Nursing

Mumbulla Foundation – The Community Foundation of the Bega Valley

Like to support us? Go to <https://mumbulla.org.au/membership-donations/donation-form/>

Sophie Kearns – Bachelor of Arts (leading to a Master of Education)

Loureene Kelly – Bachelor of Nursing

Belinda Toohey – Bachelor of Nursing

Postgraduate Scholarship recipient for 2019 was:

Travis Broughton – Master of Teaching

Total Value: \$6,000

Foundation for Rural & Regional Renewal (FRRR) Back to School Program

Every year, Mumbulla Foundation partners with the Foundation for Rural and Regional Renewal in their “Back to School” program.

This program provides lower income families with a \$50 voucher, to use at the local Target store in Bega, to support the purchase of supplies, clothing and equipment for school aged children.

Additionally, in early 2020 after the summer bushfires, FRRR launched their 2020 Back to School Bushfire Response Program. Mumbulla Foundation was invited to apply to this program. We were granted an additional 200 vouchers, valued at \$10,000, fully funded by FRRR. These vouchers have also been distributed.

School Book Prizes

Each year, Mumbulla Foundation provides each of our local schools a \$50 gift voucher, redeemable at Candelo Books in Bega, to be awarded by the schools as part of their year-end, annual prize giving.

Total Value: \$1,100

Total Grant Funding for 2019-20

Annual Grants	\$51,941
University Scholarships	\$6,000
FRRR Back to School	\$7,000
FRRR Bushfire Recovery	\$10,000
School Book Prizes	\$1,100
Total	\$76,041

Mumbulla Foundation – The Community Foundation of the Bega Valley

Like to support us? Go to <https://mumbulla.org.au/membership-donations/donation-form/>

Annual Audited Financial Accounts

Audit Services provided by Kothas Accounting Group

Statement of Profit and Loss and Other Comprehensive Income

Mumbulla Foundation

For the year ended 30 June 2020

	NOTES	2020	2019
Operating Income			
Interest Received		958.34	1,385.42
Membership Fees		48.10	150.00
Total Operating Income		1,006.44	1,535.42
Fundraising Income			
Donations Received		42,116.47	42,277.00
Total Fundraising Income		42,116.47	42,277.00
Total Income		43,122.91	43,812.42
Operating Expenses			
Accounting Fees		89.67	120.00
Advertising		949.93	70.11
Audit Fees		2,191.20	1,544.50
Bank Fees		-	15.00
Donations to external organisations (1.326)		6,000.00	-
FRRR Back to School Vouchers		2,250.00	1,395.00
General Insurance		2,508.20	2,626.80
Grants - General		51,941.00	40,983.50
Grants - Schools		6,100.00	2,000.00
Licenses & Fees		2,508.20	-
Postage		-	40.00
Printing		178.20	-
Scholarships		1,000.00	6,000.00
School Books		-	1,100.00
Website		430.00	346.95
Total Operating Expenses		76,146.40	56,241.86
Total Expenses		76,146.40	56,241.86
Operating (Deficit) / Surplus before income tax		(33,023.49)	(12,429.44)
Total Comprehensive Income for the year		(33,023.49)	(12,429.44)

Mumbulla Foundation – The Community Foundation of the Bega Valley

Like to support us? Go to <https://mumbulla.org.au/membership-donations/donation-form/>

Balance Sheet

Mumbulla Foundation

As at 30 June 2020

	NOTES	30 JUN 2020	30 JUN 2019
Assets			
Current Assets			
Cash & Cash Equivalents	3	60,455.52	92,936.27
Accrued Interest		0.51	190.15
Total Current Assets		60,456.03	93,126.42
Total Assets		60,456.03	93,126.42
Liabilities			
Current Liabilities			
Accrued Expenses		1,838.10	1,485.00
Total Current Liabilities		1,838.10	1,485.00
Total Liabilities		1,838.10	1,485.00
Net Assets		58,617.93	91,641.42
Equity			
Retained Earnings		(22,278.33)	10,745.16
Foundation Equity		80,896.26	80,896.26
Total Equity		58,617.93	91,641.42

Statement of Changes in Equity

Mumbulla Foundation

For the year ended 30 June 2020

	2020	2019
Equity		
Opening Balance	91,641.42	104,070.86
Operating (Deficit) / Surplus after income tax	(33,023.49)	(12,429.44)
Total Equity	58,617.93	91,641.42

Mumbulla Foundation – The Community Foundation of the Bega Valley

Like to support us? Go to <https://mumbulla.org.au/membership-donations/donation-form/>

Statement of Cash Flows

Mumbulla Foundation

For the year ended 30 June 2020

	NOTES	2020	2019
Cash flows from Operating Activities			
Receipts from customers and members		42,164.57	42,427.00
Payments to suppliers and employees		(75,793.30)	(56,182.36)
Interest received		1,147.98	1,853.07
Total Cash flows from Operating Activities		(32,480.75)	(11,902.29)
Net cash (outflow) / inflow from operating activities		(32,480.75)	(11,902.29)
Cash Balances			
Opening cash balance		92,936.27	104,838.56
Closing cash balance	3	60,455.52	92,936.27
Movement in cash		(32,480.75)	(11,902.29)

Mumbulla Foundation – The Community Foundation of the Bega Valley

Like to support us? Go to <https://mumbulla.org.au/membership-donations/donation-form/>

Appendices – Data about the Community we support

Key Statistics

Key Statistics

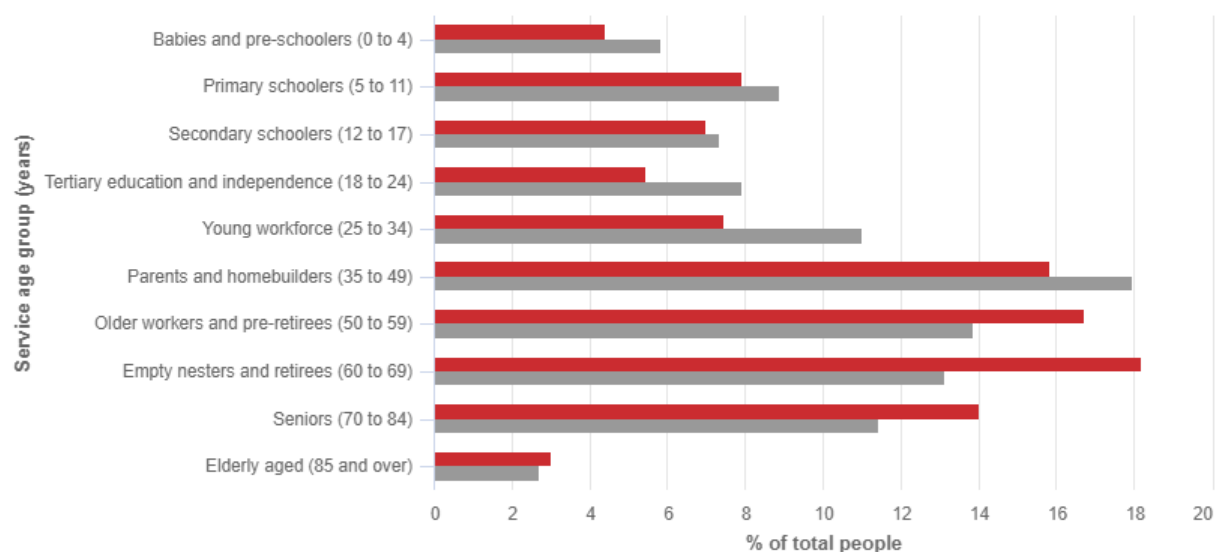
GRP \$1.49 billion <small>NIEIR 2019</small>	Population 34,476 <small>ABS ERP 2019</small>	Local jobs 13,975 <small>NIEIR 2019</small>
Largest industry (by employment) Health Care and Social Assistance <small>NIEIR 2019</small>	Local businesses 3,103 <small>ABS 2019</small>	Employed Residents 15,409 <small>NIEIR 2019</small>

Age Structure

Age structure - service age groups, 2016

Total persons

■ Bega Valley Shire ■ Regional NSW



Source: Australian Bureau of Statistics, Census of Population and Housing, 2016 (Usual residence data). Compiled and presented in profile.id by .id, the population experts.

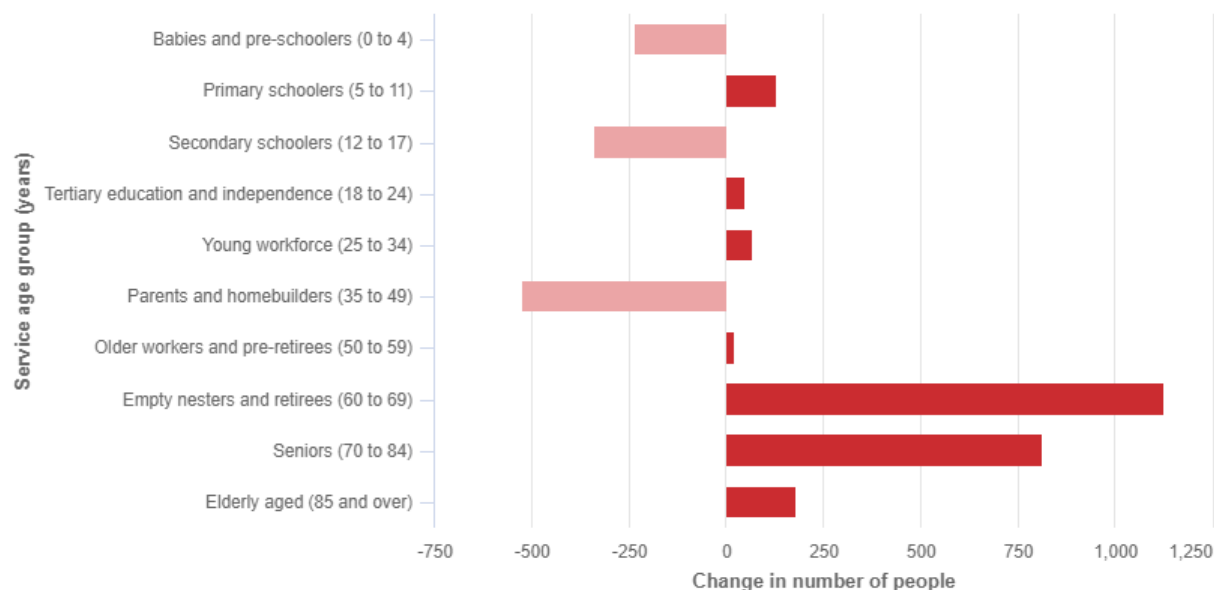
Mumbulla Foundation – The Community Foundation of the Bega Valley

Like to support us? Go to <https://mumbulla.org.au/membership-donations/donation-form/>

Changes in Age Structure

Change in age structure - service age groups, 2011 to 2016

Bega Valley Shire - Total persons



Source: Australian Bureau of Statistics, Census of Population and Housing, 2011 and 2016 (Usual residence data). Compiled and presented in profile.id by .id, the population experts.

From 2011 to 2016, Bega Valley Shire's population increased by 1,295 people (4.1%). This represents an average annual population change of 0.8% per year over the period.

The largest changes in the age structure in this area between 2011 and 2016 were in the age groups:

- Empty nesters and retirees (60 to 69) (+1,128 people)
- Seniors (70 to 84) (+813 people)
- Parents and homebuilders (35 to 49) (-522 people)
- Secondary schoolers (12 to 17) (-339 people)

Mumbulla Foundation – The Community Foundation of the Bega Valley

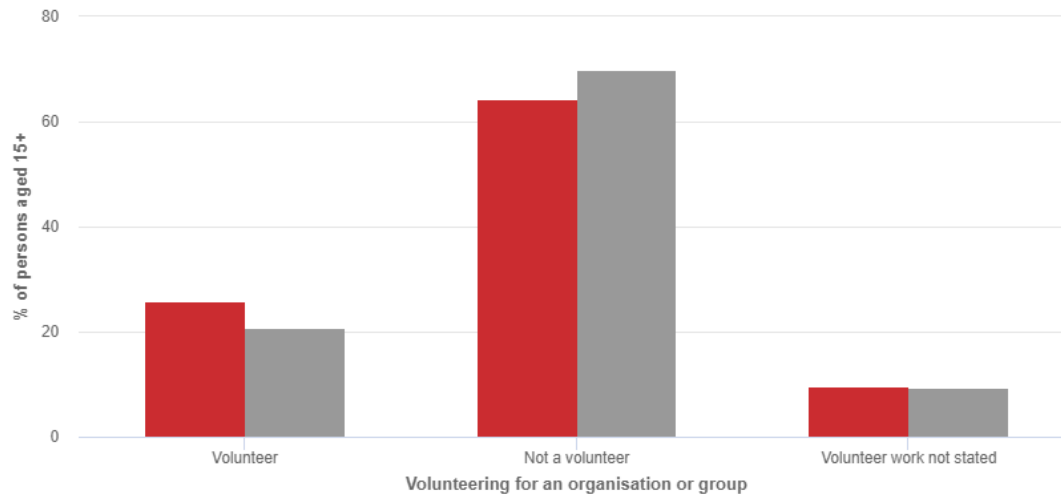
Like to support us? Go to <https://mumbulla.org.au/membership-donations/donation-form/>

Volunteering

Volunteer work, 2016

Total persons

■ Bega Valley Shire ■ Regional NSW

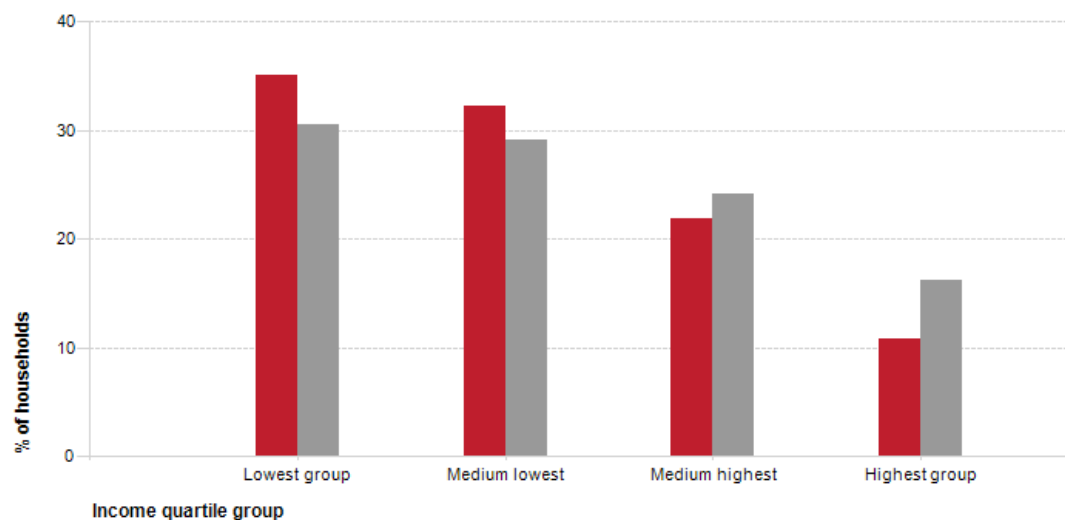


Source: Australian Bureau of Statistics, Census of Population and Housing, 2016 (Usual residence data). Compiled and presented in profile.id by .id, the population experts.

Household Incomes

Equivalised household income quartiles, 2016

■ Bega Valley Shire ■ Regional NSW



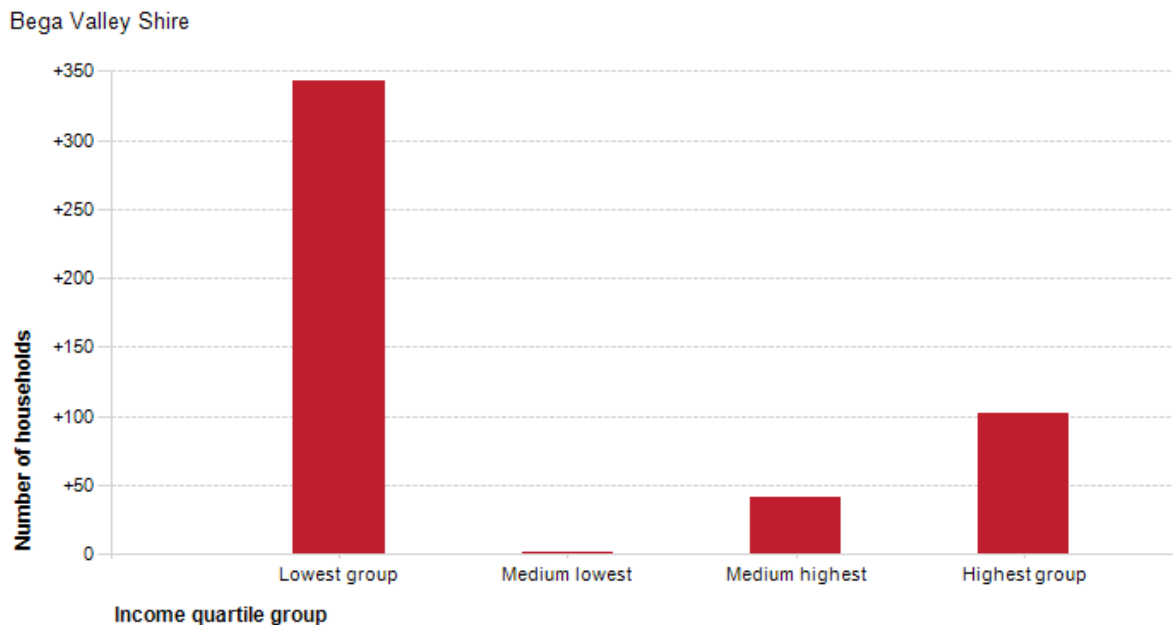
Source: Australian Bureau of Statistics, Census of Population and Housing, 2016 (Enumerated data)
Compiled and presented in profile.id by .id, the population experts.

Mumbulla Foundation – The Community Foundation of the Bega Valley

Like to support us? Go to <https://mumbulla.org.au/membership-donations/donation-form/>

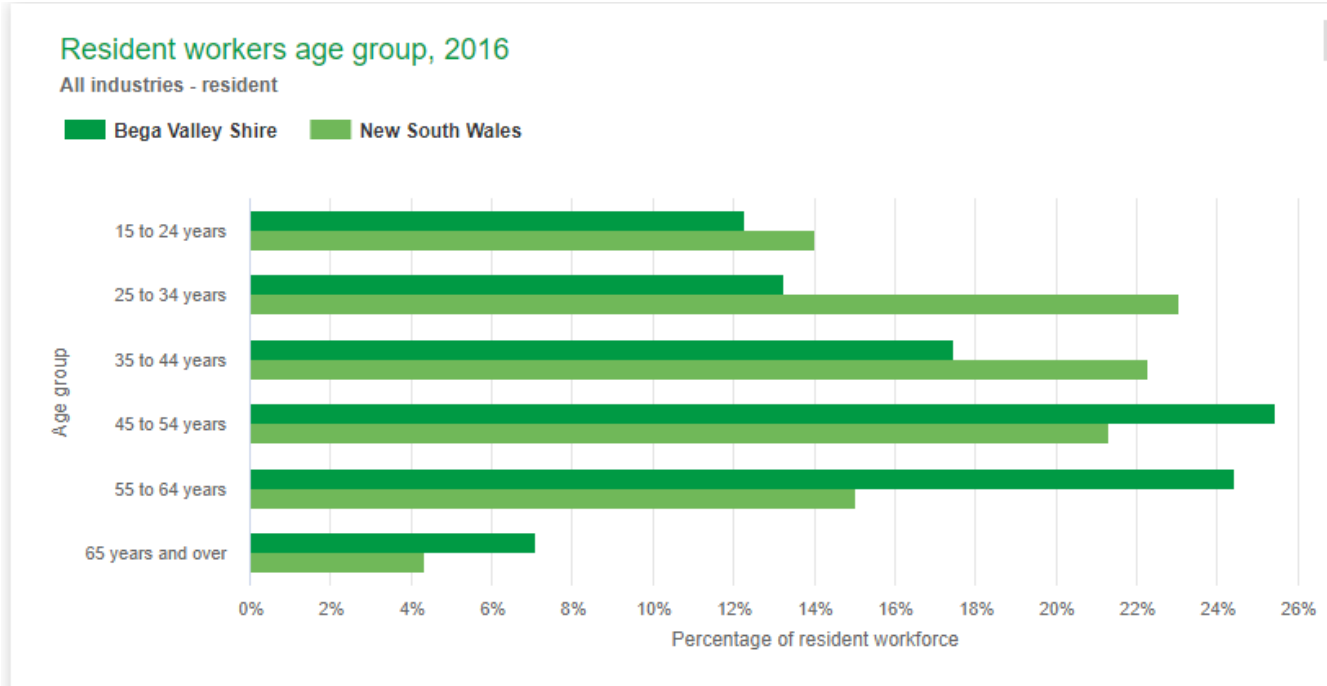
Change in Household Incomes

Change in equivalised household income quartiles, 2011 to 2016



Source: Australian Bureau of Statistics, Census of Population and Housing, 2011 and 2016 (Enumerated data)
Compiled and presented in profile.id by .id, the population experts.

Worker Age Distribution



Mumbulla Foundation – The Community Foundation of the Bega Valley

Like to support us? Go to <https://mumbulla.org.au/membership-donations/donation-form/>

Index of Relative Socio-economic Disadvantage, 2016

Bega Valley Shire - Usual residence

Area	IRSED index score
Tathra - Kalaru and District	1036.4
Tura Beach - Mirador and District	1035.8
Bega Rural	1013.4
Australia	1001.9
New South Wales	1001.0
Capital Region	999.0
Pambula District	996.8
Bega Valley Shire	976.0
Bermagui Coast - Wapengo and District	971.6
Merimbula - Millingandi and District	971.4
Regional NSW	971.0
Rural North	967.3
Eurobodalla Shire	962.0
Rural West	955.7
Bega District	932.0
Eden Coast	918.9

Mumbulla Foundation – The Community Foundation of the Bega Valley

Like to support us? Go to <https://mumbulla.org.au/membership-donations/donation-form/>

School Profiles

Schools of the Bega Valley														
			Students					ICSEA			SEA			
			Total	Boys	Girls	Indigenous	ESL	School	Average	Percentile	Bottom QTR	Middle QTR	Middle QTR	Top QTR
National											25%	25%	25%	25%
	P	S												
Bega Valley High School		1	699	317	382	13%	5%	965	1000	29	41%	30%	18%	11%
Bega Valley Public School	1		316	174	142	14%	60%	930	1000	15	57%	26%	12%	5%
Mumbulla School	1		170	85	85	4%	12%	1076	1000	78	6%	24%	28%	41%
Sapphire Coast Anglican College	1	1	296	131	165	2%	0%	1032	1000	61	18%	31%	30%	21%
St Patricks Primary School	1		198	115	83	6%	2%	978	1000	35	35%	36%	23%	6%
Thomas More Montessori	1		36	11	25	0%	0%	NA	NA	NA	NA	NA	NA	NA
Bermagui Public School	1		171	74	97	20%	6%	933	1000	16	45%	27%	20%	8%
Cobargo Public School	1		62	42	20	8%	2%	975	1000	34	39%	32%	21%	7%
Quaama Public School	1		54	25	29	13%	6%	949	1000	22	47%	23%	21%	9%
Bemboka Public School	1		47	25	22	9%	9%	957	1000	25	40%	39%	18%	3%
Tanja Public School	1		11	11	0	0%	0%	1090	1000	82	10%	16%	26%	48%
Candelo Public School	1		69	30	39	4%	1%	1001	1000	46	28%	34%	26%	13%
Lumen Christi	1	1	747	343	404	5%	1%	1042	1000	66	11%	28%	36%	25%
Pambula Public School	1		343	185	158	4%	5%	992	1000	42	35%	35%	19%	11%
Eden Marine High		1	555	308	247	13%	5%	948	1000	22	46%	32%	15%	6%
Eden Public School	1		279	143	136	21%	4%	924	1000	14	51%	28%	16%	5%
Wyndham Public School	1		22	9	13	9%	0%	944	1000	20	54%	34%	11%	1%
Tathra Public School	1		206	111	95	2%	7%	1028	1000	59	22%	31%	27%	20%
Merimbula Public School	1		361	197	164	7%	9%	996	1000	44	30%	33%	24%	13%
Wolumla Public School	1		89	41	48	7%	8%	983	1000	38	33%	34%	26%	7%
Towamba Public School	1		21	14	7	19%	0%	897	1000	8	59%	31%	9%	1%
Totals / Average	19	4	4752	2391	2361	436	386	982		38	33%	30%	22%	13%
						9%	8%							
P	Primary													
S	Secondary													
ESL	Language Background other than English													
ICSEA	Index of Community Socio-Educational Advantage													
SEA	Distribution of Socio-Educational Advantage													
Data from MySchool website (www.myschool.edu.au) for 2019														

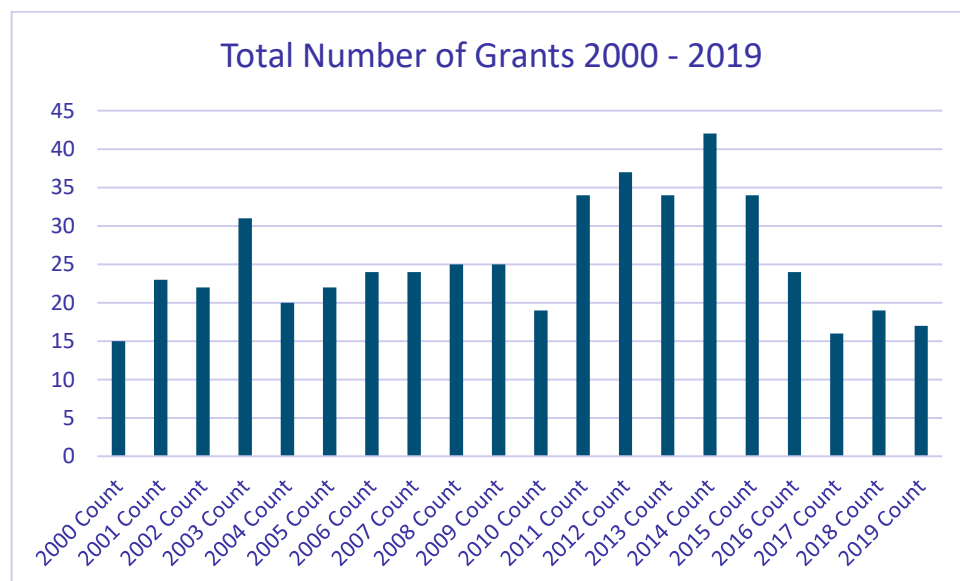
Mumbulla Foundation – The Community Foundation of the Bega Valley

Like to support us? Go to <https://mumbulla.org.au/membership-donations/donation-form/>

Grants Profile 2000 - 2019

Grants by Year

Funding Year	Grants
2000 Count	15
2001 Count	23
2002 Count	22
2003 Count	31
2004 Count	20
2005 Count	22
2006 Count	24
2007 Count	24
2008 Count	25
2009 Count	25
2010 Count	19
2011 Count	34
2012 Count	37
2013 Count	34
2014 Count	42
2015 Count	34
2016 Count	24
2017 Count	16
2018 Count	19
2019 Count	17
Total	507

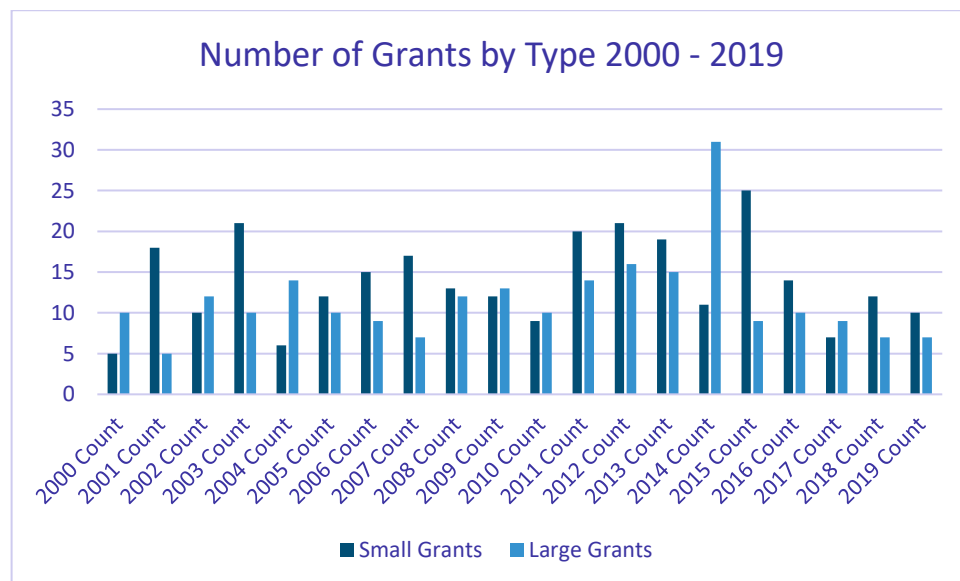


Mumbulla Foundation – The Community Foundation of the Bega Valley

Like to support us? Go to <https://mumbulla.org.au/membership-donations/donation-form/>

Grant Numbers by Type by Year

Funding Year	Small Grants	Large Grants
2000 Count	5	10
2001 Count	18	5
2002 Count	10	12
2003 Count	21	10
2004 Count	6	14
2005 Count	12	10
2006 Count	15	9
2007 Count	17	7
2008 Count	13	12
2009 Count	12	13
2010 Count	9	10
2011 Count	20	14
2012 Count	21	16
2013 Count	19	15
2014 Count	11	31
2015 Count	25	9
2016 Count	14	10
2017 Count	7	9
2018 Count	12	7
2019 Count	10	7
Total	277	230

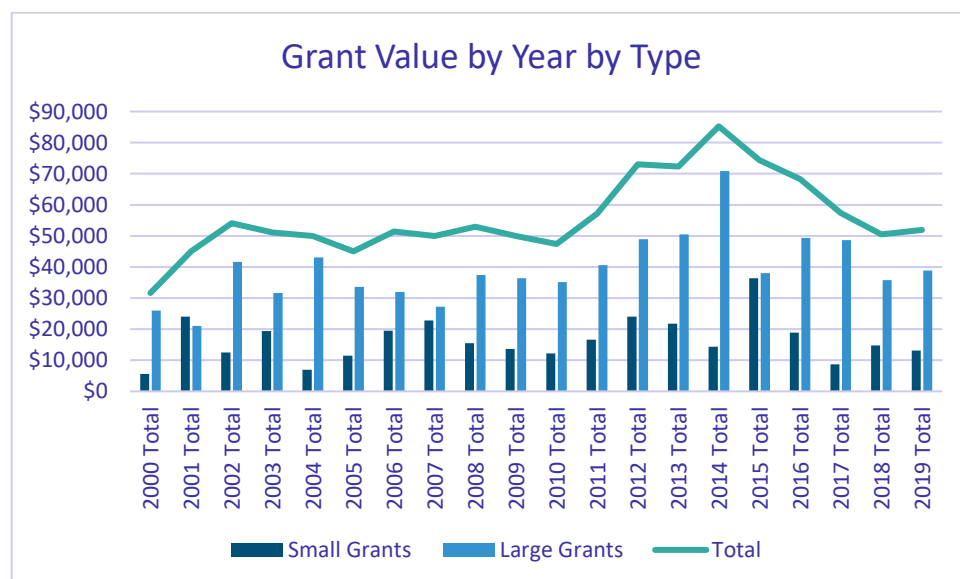


Mumbulla Foundation – The Community Foundation of the Bega Valley

Like to support us? Go to <https://mumbulla.org.au/membership-donations/donation-form/>

Grants by Type by Year

Funding Year	Small Grants	Large Grants	Total
2000 Total	\$5,650	\$26,000	\$31,650
2001 Total	\$24,050	\$21,000	\$45,050
2002 Total	\$12,500	\$41,600	\$54,100
2003 Total	\$19,407	\$31,650	\$51,057
2004 Total	\$6,921	\$43,062	\$49,983
2005 Total	\$11,505	\$33,569	\$45,074
2006 Total	\$19,484	\$31,926	\$51,410
2007 Total	\$22,784	\$27,210	\$49,994
2008 Total	\$15,533	\$37,381	\$52,914
2009 Total	\$13,650	\$36,350	\$50,000
2010 Total	\$12,202	\$35,160	\$47,362
2011 Total	\$16,618	\$40,588	\$57,206
2012 Total	\$24,033	\$48,980	\$73,013
2013 Total	\$21,785	\$50,500	\$72,285
2014 Total	\$14,389	\$70,855	\$85,244
2015 Total	\$36,419	\$37,988	\$74,407
2016 Total	\$18,859	\$49,394	\$68,253
2017 Total	\$8,721	\$48,613	\$57,334
2018 Total	\$14,759	\$35,775	\$50,534
2019 Total	\$13,121	\$38,820	\$51,941
Total	\$332,390	\$786,421	\$1,118,811
Average	\$16,620	\$39,321	\$55,941



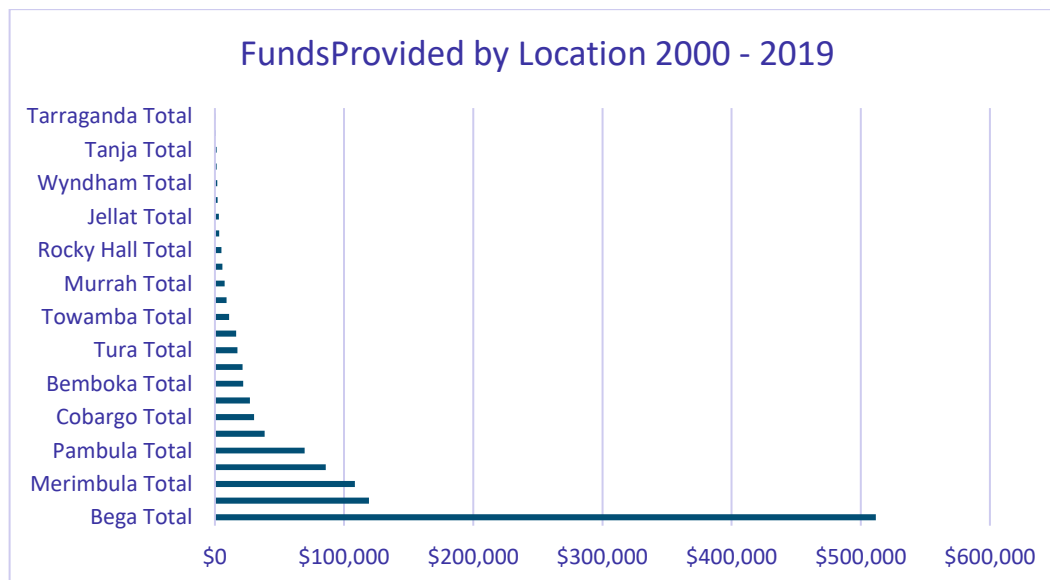
Mumbulla Foundation – The Community Foundation of the Bega Valley

Like to support us? Go to <https://mumbulla.org.au/membership-donations/donation-form/>

Grants by Location of Grant Recipient

Place	Funds Provided	Percent
Bega Total	\$511,573	45.72%
Eden Total	\$119,279	10.66%
Merimbula Total	\$108,329	9.68%
Bermagui Total	\$85,765	7.67%
Pambula Total	\$69,424	6.21%
Wallaga Total	\$38,450	3.44%
Cobargo Total	\$30,312	2.71%
Tathra Total	\$27,050	2.42%
Bemboka Total	\$21,800	1.95%
Unknown Total	\$21,296	1.90%
Tura Total	\$17,495	1.56%
Quaama Total	\$16,343	1.46%
Towamba Total	\$10,946	0.98%
Shire Total	\$9,000	0.80%
Murrah Total	\$7,500	0.67%
Candelo Total	\$5,759	0.51%
Rocky Hall Total	\$5,000	0.45%
Nethercote Total	\$3,180	0.28%
Jellat Total	\$2,972	0.27%
Kameruka Total	\$2,000	0.18%
Wyndham Total	\$1,925	0.17%
Wolumla Total	\$1,342	0.12%
Tanja Total	\$1,200	0.11%
Burragate Total	\$471	0.04%
Tarraganda Total	\$400	0.04%
	\$1,118,811	100.00%

Note: Bega is over represented as it is the local head office of many grant recipients

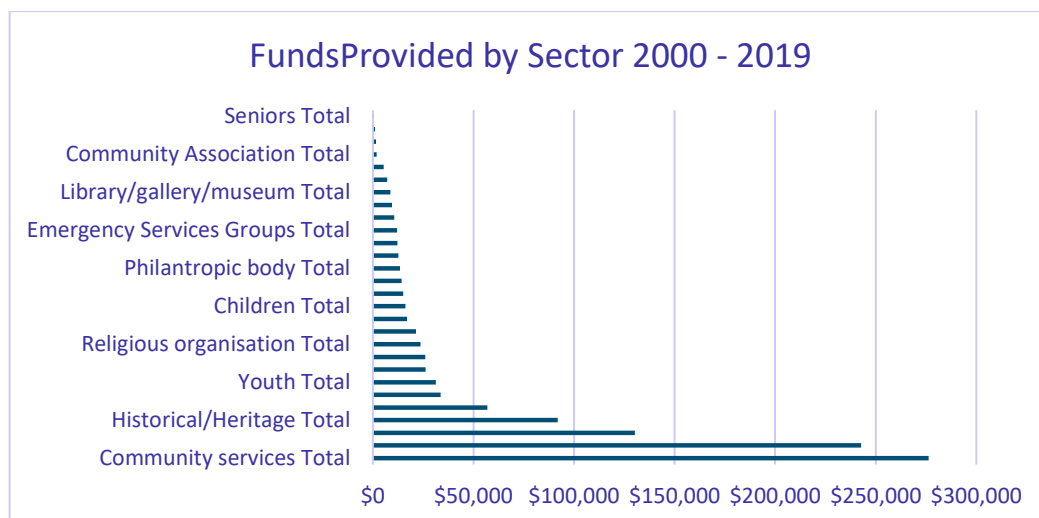


Mumbulla Foundation – The Community Foundation of the Bega Valley

Like to support us? Go to <https://mumbulla.org.au/membership-donations/donation-form/>

Grants by Community Sector

Sector	Funds Provided	Percent
Community services Total	\$276,248	24.69%
Arts and Culture organisation Total	\$242,679	21.7%
Education Total	\$130,246	11.6%
Historical/Heritage Total	\$91,866	8.2%
Environment/conservation Total	\$56,828	5.1%
Health service Total	\$33,622	3.0%
Youth Total	\$31,214	2.8%
Neighbourhood or community centre Total	\$26,152	2.3%
Disability Total	\$26,020	2.3%
Religious organisation Total	\$23,680	2.1%
Indigenous Total	\$21,370	1.9%
Employment service Total	\$17,000	1.5%
Children Total	\$16,152	1.4%
Community Groups Total	\$14,993	1.3%
Women Total	\$14,300	1.3%
Philanthropic body Total	\$13,400	1.2%
Community Centres Total	\$12,620	1.1%
Men Total	\$12,200	1.1%
Emergency Services Groups Total	\$12,104	1.1%
Sporting club or association Total	\$10,628	0.9%
Rotary / Lions / Probus etc Total	\$9,414	0.8%
Library/gallery/museum Total	\$8,700	0.8%
Professional / business association Total	\$7,185	0.6%
Surf Life Saving Total	\$5,315	0.5%
Community Association Total	\$1,875	0.2%
Welfare organisation Total	\$1,500	0.1%
Tourism Association Total	\$1,000	0.1%
Seniors Total	\$500	0.0%
	\$1,118,811	100.0%



Mumbulla Foundation – The Community Foundation of the Bega Valley

Like to support us? Go to <https://mumbulla.org.au/membership-donations/donation-form/>

Contact Us

Mumbulla Foundation
The Community Foundation of the Bega Valley

PO Box 629
Bega NSW 2550

www.mumbulla.org.au
themumbullafoundation@gmail.com

DONATE DIRECTLY

<https://mumbulla.org.au/membership-donations/donation-form/>

or

Commonwealth Bank Bega
Mumbulla Foundation Trust Account
Bank 062-505 Account 1026 2192

Mumbulla Foundation – The Community Foundation of the Bega Valley

Like to support us? Go to <https://mumbulla.org.au/membership-donations/donation-form/>